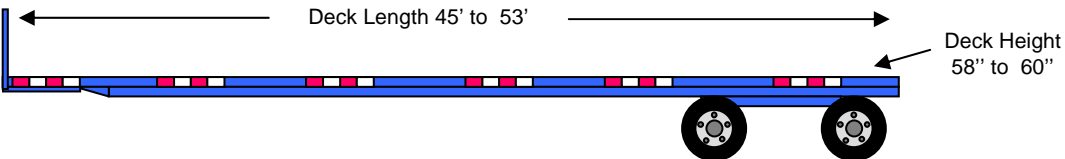
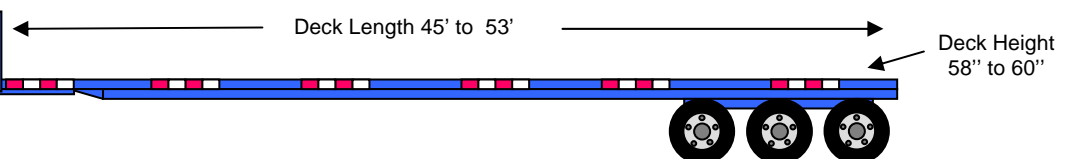
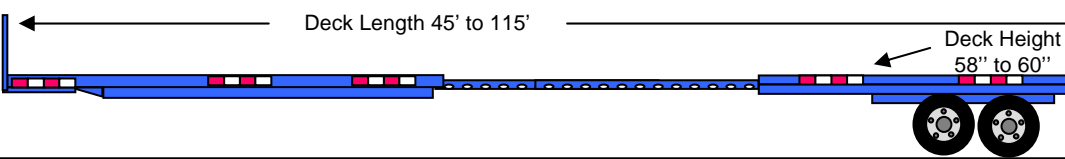
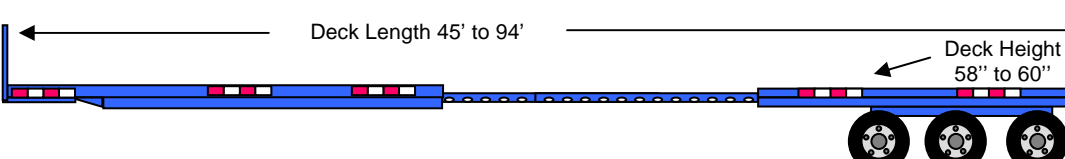
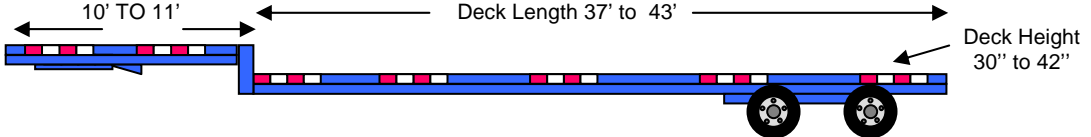
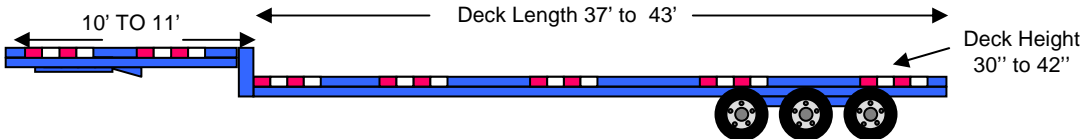
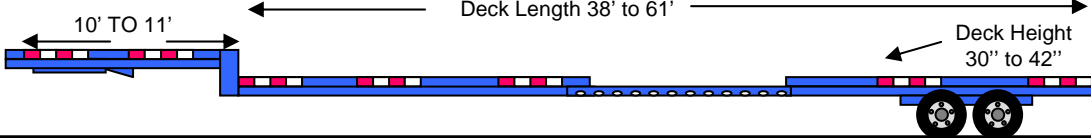
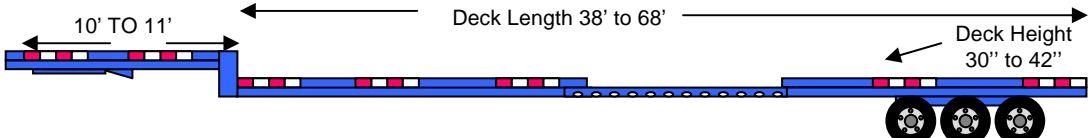


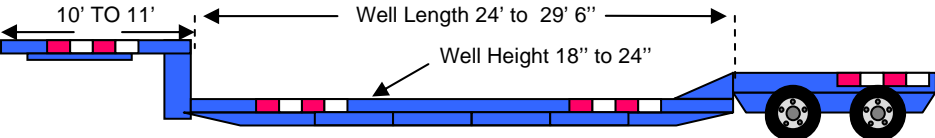
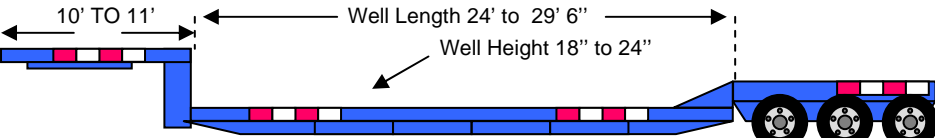
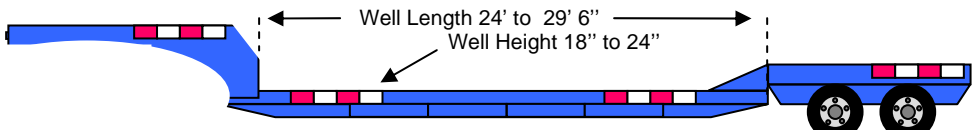
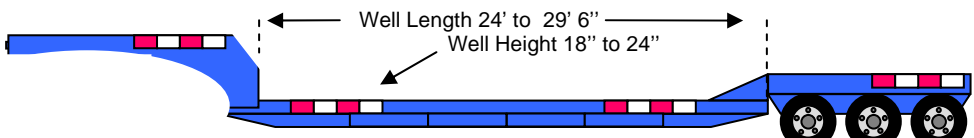
Trinity Freight Services

Equipment Type	Average Legal Acceptable Weights	Average Legal Acceptable Dims
<p>FLATBED</p>  <p>Deck Length 45' to 53'</p> <p>Deck Height 58'' to 60''</p>	45K – 48K	Length: 45' – 53' Width: 8' 6" Height: up to 8' 6"
<p>3 AXLE FLATBED (FLT3)</p>  <p>Deck Length 45' to 53'</p> <p>Deck Height 58'' to 60''</p>	43K – 45K	Length: 45' – 53' Width: 8' 6" Height: up to 8' 6"
<p>EXTENDABLE FLATBED (FLTE)</p>  <p>Deck Length 45' to 115'</p> <p>Deck Height 58'' to 60''</p>	40K – 42K	Length: 45' – 115' Width: 8' 6" Height: up to 8' 6"
<p>3 AXLE EXTENDABLE FLATBED (FL3E)</p>  <p>Deck Length 45' to 94'</p> <p>Deck Height 58'' to 60''</p>	38K – 40K	Length: 45' – 94' Width: 8' 6" Height: up to 8' 6"

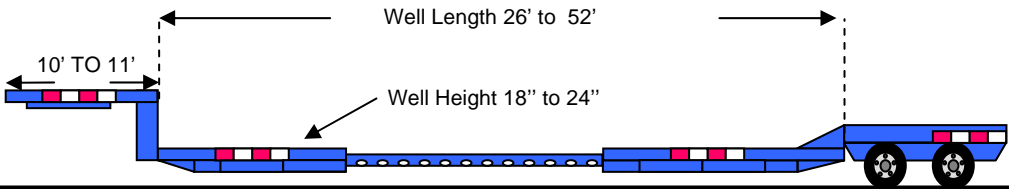
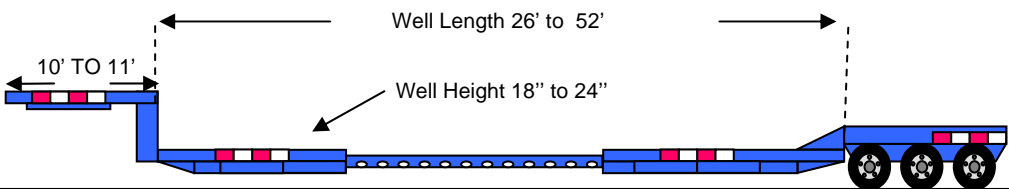
Trinity Freight Services

Equipment Type	Average Legal Acceptable Weights	Average Legal Acceptable Dims
<p>STEPDECK (DROPDECK)</p> 	43K – 46K	<p><u>Bottom Deck</u></p> <p>Length: 37' – 43'</p> <p>Width: 8' 6"</p> <p>Height: up to 10' 6"</p>
<p>3 AXLE STEPDECK (SD3)</p> 	40K – 43K	<p><u>Bottom Deck</u></p> <p>Length: 37' – 43'</p> <p>Width: 8' 6"</p> <p>Height: up to 10' 6"</p>
<p>EXTENDABLE STEPDECK (SDE)</p> 	42K – 44K	<p><u>Bottom Deck</u></p> <p>Length: 38' – 61'</p> <p>Width: 8' 6"</p> <p>Height: up to 10' 6"</p>
<p>3 AXLE EXTENDABLE STEPDECK (SD3E)</p> 	38K – 41K	<p><u>Bottom Deck</u></p> <p>Length: 38' – 68'</p> <p>Width: 8' 6"</p> <p>Height: up to 10' 6"</p>

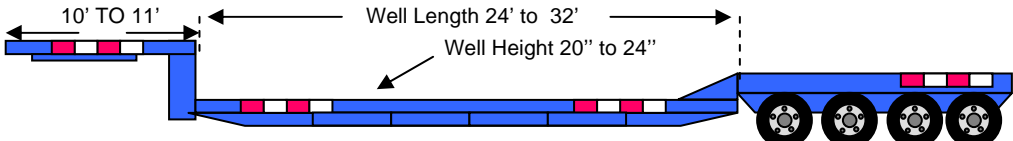
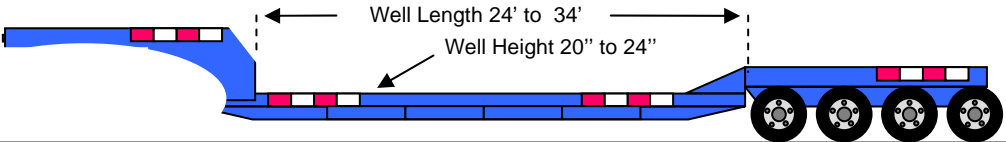
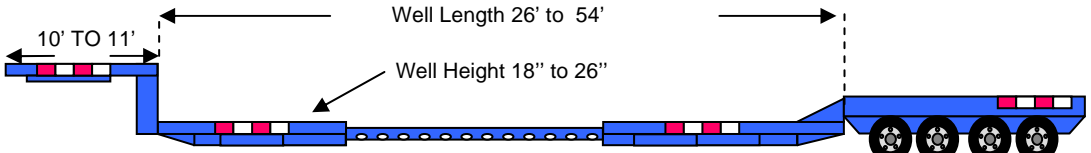
Trinity Freight Services

Equipment Type	Average Legal Acceptable Weights	Average Legal Acceptable Dims
<p>DOUBLE DROP/ DETACH (DD)</p> 	38K – 42K	<p><u>Well Length</u> Length: 24' – 29' 6" Width: 8' 6" Height: up to 12'</p>
<p>DOUBLE DROP/ DETACH (DD3)</p> 	37K – 40K	<p><u>Well Length</u> Length: 24' – 29' 6" Width: 8' 6" Height: up to 12'</p>
<p>LOWBOY/ R.G.N. (LOWB)</p> 	38K – 42K	<p><u>Well Length</u> Length: 24' – 29' 6" Width: 8' 6" Height: up to 12'</p>
<p>3 AXLE LOWBOY/ R.G.N. (LOW3)</p> 	37K – 40K	<p><u>Well Length</u> Length: 24' – 29' 6" Width: 8' 6" Height: up to 12'</p>

Trinity Freight Services

Equipment Type	Average Legal Acceptable Weights	Average Legal Acceptable Dims
<p>EXTENDABLE DOUBLE DROP/ DETACH (DDE)</p> 	<p>37K – 40K</p>	<p><u>Well Length</u> Length: 26' – 52' Width: 8' 6" Height: up to 12'</p>
<p>3 AXLE EXTENDABLE DOUBLE DROP/ DETACH (DD3E)</p> 	<p>34K – 37K</p>	<p><u>Well Length</u> Length: 26' – 52' Width: 8' 6" Height: up to 12'</p>

Trinity Freight Services

Equipment Type	Capacity
<p data-bbox="106 435 564 459">QUAD AXLE DOUBLE DROP/ DETACH (DD4)</p>  <p data-bbox="183 614 289 635">10' TO 11'</p> <p data-bbox="492 614 705 635">Well Length 24' to 32'</p> <p data-bbox="569 642 782 664">Well Height 20'' to 24''</p>	<p data-bbox="1406 511 1723 545">Well Length: 24' – 32'</p> <p data-bbox="1425 568 1704 602">Weight: up to 120K</p>
<p data-bbox="106 763 498 788">QUAD AXLE LOWBOY/ R.G.N. (LOW4)</p>  <p data-bbox="492 935 705 956">Well Length 24' to 34'</p> <p data-bbox="569 963 782 985">Well Height 20'' to 24''</p>	<p data-bbox="1406 839 1723 873">Well Length: 24' – 34'</p> <p data-bbox="1425 896 1704 931">Weight: up to 120K</p>
<p data-bbox="106 1085 730 1109">QUAD AXLE EXTENDABLE DOUBLE DROP/ DETACH (DD4E)</p>  <p data-bbox="164 1256 270 1278">10' TO 11'</p> <p data-bbox="511 1235 724 1256">Well Length 26' to 54'</p> <p data-bbox="511 1292 724 1313">Well Height 18'' to 26''</p>	<p data-bbox="1406 1149 1723 1183">Well Length: 26' – 54'</p> <p data-bbox="1425 1206 1704 1240">Weight: up to 110K</p>

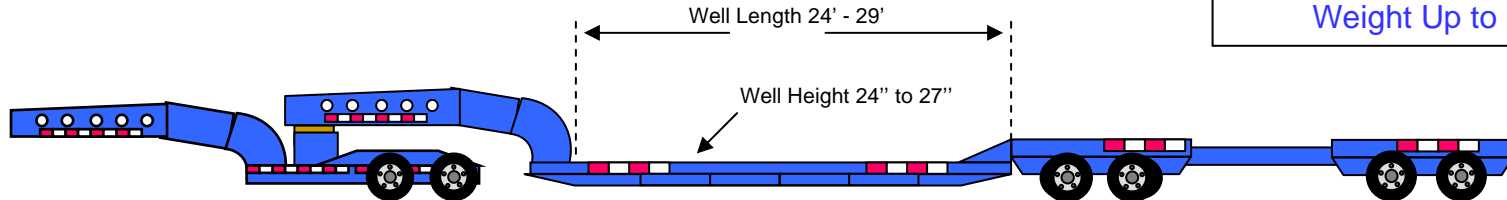
Trinity Freight Services

Equipment Type

MULTI-AXLE LOWBOY COMBINATION (LOW6)

Capacity

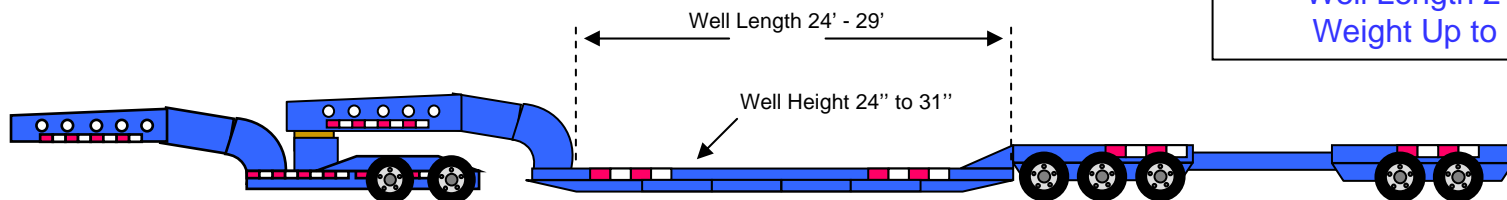
Well Length 24' -29'
Weight Up to 150K



MULTI-AXLE LOWBOY COMBINATION (LOW7)

Capacity

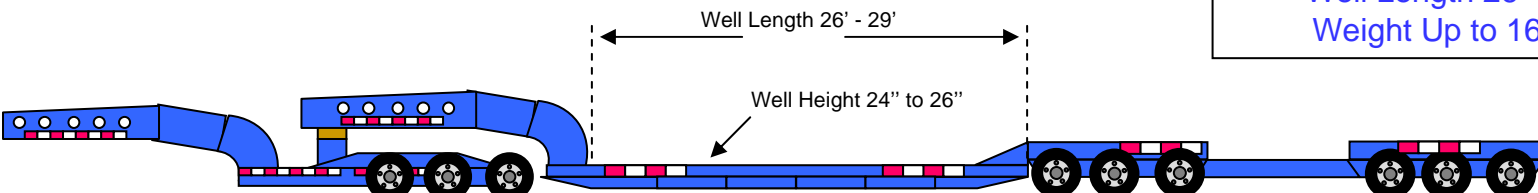
Well Length 24' -29'
Weight Up to 150K



MULTI-AXLE LOWBOY COMBINATION (LOW9)

Capacity

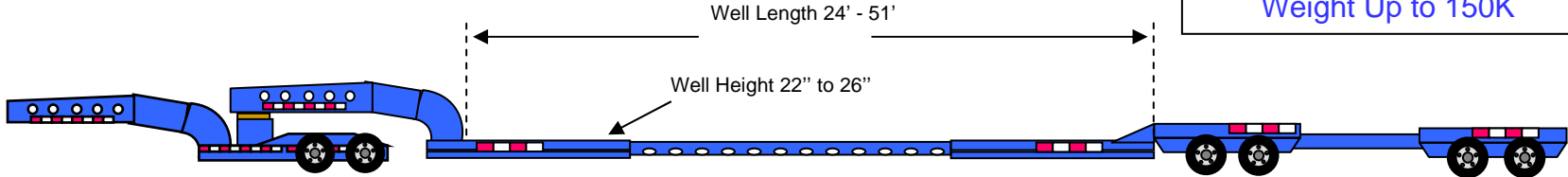
Well Length 26' -29'
Weight Up to 160K



Trinity Freight Services

Equipment Type

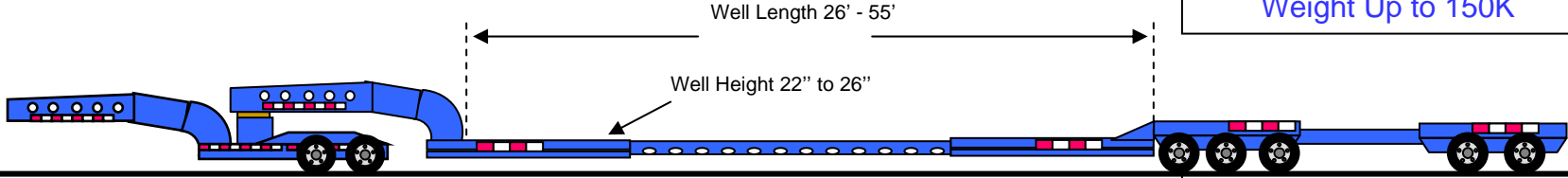
MULTI-AXLE LOWBOY COMBINATION (LO6E)



Capacity

Well Length 24' - 51'
Weight Up to 150K

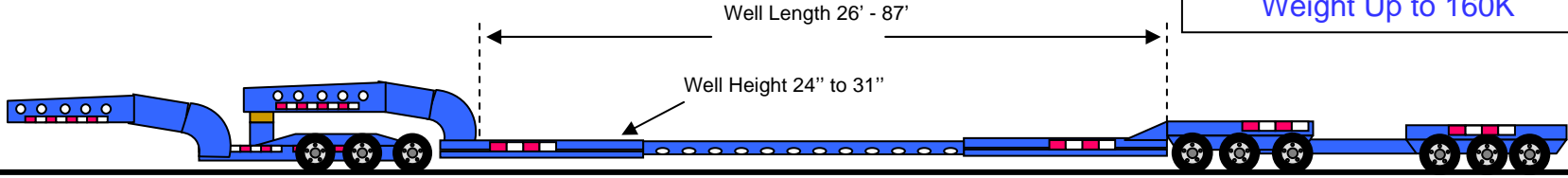
MULTI-AXLE LOWBOY COMBINATION (LO7E)



Capacity

Well Length 26' - 55'
Weight Up to 150K

MULTI-AXLE LOWBOY COMBINATION (LO9E)



Capacity

Well Length 26' - 87'
Weight Up to 160K